

Sotheby's
INTERNATIONAL REALTY

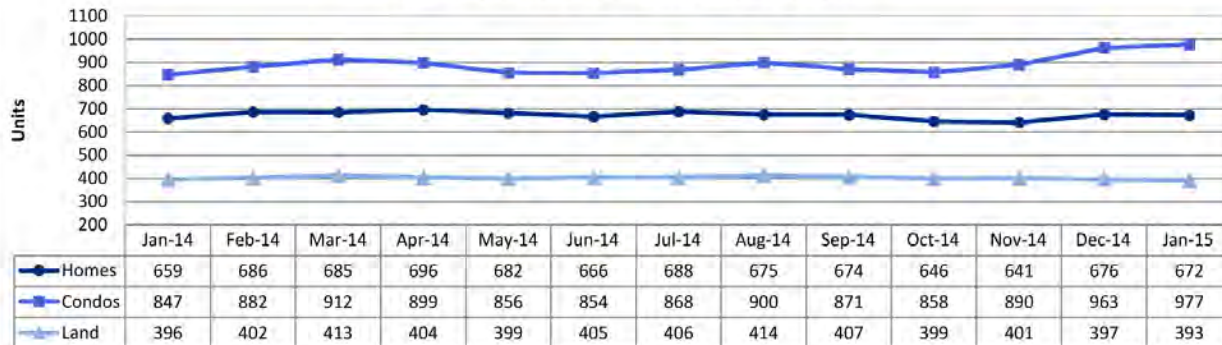
MAUI STATISTICS

DECEMBER 2014

<u>RESIDENTIAL</u>	2014 Units	2013 Units	2014 Median Price	2013 Median Price	<u>CONDOMINIUM</u>	2014 Units	2013 Units	2014 Median Price	2013 Median Price	<u>LAND</u>	2014 Units	2013 Units	2014 Median Price	2013 Median Price
Central	21	22	\$478,000	\$409,110	Central	16	23	\$222,500	\$250,000	Central	1	2	\$350,000	\$1,975,000
Haiku	6	7	\$704,500	\$510,000	Haiku	0	0	\$0	\$0	Haiku	3	2	\$625,000	\$337,500
Hana	-	-	-	-	Hana	-	-	-	-	Hana	0	1	\$0	\$253,000
Kaanapali	1	4	\$1,575,000	\$1,091,250	Kaanapali	10	8	\$832,500	\$1,497,500	Kaanapali	4	1	\$540,100	\$740,000
Kahakuloa	-	-	-	-	Kahakuloa	-	-	-	-	Kahakuloa	0	1	\$0	\$285,000
Kapalua	1	1	\$2,200,000	\$6,050,000	Kapalua	2	2	\$842,500	\$695,000	Kapalua	-	-	-	-
Kaupo	-	-	-	-	Kaupo	-	-	-	-	Kaupo	-	-	-	-
Keanae	-	-	-	-	Keanae	-	-	-	-	Keanae	-	-	-	-
Kihei	11	17	\$575,000	\$742,000	Kihei	49	37	\$339,000	\$365,000	Kihei	0	5	\$0	\$325,000
Kipahulu	1	0	\$2,000,000	\$0	Kipahulu	-	-	-	-	Kipahulu	-	-	-	-
Kula/Ulu/Kanaio	5	7	\$599,000	\$750,000	Kula/Ulu/Kanaio	-	-	-	-	Kula/Ulu/Kanaio	1	6	\$700,000	\$670,000
Lahaina	2	0	\$603,750	\$0	Lahaina	15	4	\$485,000	\$280,000	Lahaina	-	-	-	-
Lanai	1	2	\$325,000	\$370,250	Lanai	1	3	\$2,625,000	\$2,000,000	Lanai	-	-	-	-
Maalaea	-	-	-	-	Maalaea	3	5	\$470,000	\$251,000	Maalaea	-	-	-	-
Makawao/Olin/Halii	3	7	\$470,000	\$400,000	Makawao/Olin/Halii	-	-	-	-	Makawao/Olin/Halii	1	1	\$675,000	\$900,000
Maui Meadows	2	2	\$1,026,050	\$1,056,000	Maui Meadows	-	-	-	-	Maui Meadows	-	-	-	-
Molokai	1	1	\$85,000	\$265,000	Molokai	-	-	-	-	Molokai	0	1	\$0	\$150,000
Nahiku	-	-	-	-	Nahiku	-	-	-	-	Nahiku	-	-	-	-
Napili/Kah/Hono	3	2	\$710,000	\$992,500	Napili/Kah/Hono	20	26	\$379,000	\$365,000	Napili/Kah/Hono	-	-	-	-
Olowalu	-	-	-	-	Olowalu	-	-	-	-	Olowalu	1	0	\$702,000	\$0
Pukalani	3	3	\$600,000	\$370,000	Pukalani	0	0	\$0	\$0	Pukalani	0	2	\$0	\$522,500
Sprecks/Paia/Kuau	0	1	\$0	\$800,000	Sprecks/Paia/Kuau	1	0	\$301,000	\$0	Sprecks/Paia/Kuau	0	1	\$0	\$395,000
Wailea/Makena	2	2	\$1,407,500	\$7,000,000	Wailea/Makena	5	12	\$1,040,000	\$1,325,000	Wailea/Makena	1	0	\$1,550,000	\$0
MAUI SUMMARY	63	78	\$565,000	\$512,500	MAUI SUMMARY	122	120	\$387,500	\$365,000	MAUI SUMMARY	12	23	\$650,000	\$390,000

*All information taken from the Realtors Association of Maui. MLS Sales Data information shown herein, while not guaranteed, is derived from sources deemed reliable.

Active Inventory as of January 8, 2014



CURRENT ABSORPTION RATE

	DEC-2014	Dec-2013
RESIDENTIAL	10.6 months	8.7 months
CONDOMINIUM	8 months	7.3 months
LAND	32.8 months	18 months

Based on this month's Active/Pending-Continue to Show Contingent Status inventory divided by July Sales.

TOTAL SALES (for Immediate Past 12 months)

% of deals from either Real Estate Owned (REO) or Short Sales (SS)

	2014	2013
RESIDENTIAL	941 (12.9%)	980 (18.8%)
CONDOMINIUM	1,197 (7.9%)	1,334 (9.9%)
LAND	166 (2.4%)	224 (9.4%)



SINGLE FAMILY YEAR TO DATE	NUMBER OF SALES		
	Current YTD Sales	Year Ago YTD	Percent Change
Olowalu	2	1	100%
Kaanapali	27	22	23%
Wailea/Makena	32	29	10%
Kihei	155	152	2%
Kula/Ulu/Kanaio	74	73	1%
Lahaina	52	52	0%
Molokai	11	11	0%
Central	301	304	-1%
Napili/Kah/Hono	34	35	-3%
Makawao/Olin/Halii	54	57	-5%
Pukalani	54	57	-5%
Haiku	73	80	-9%
Sprecks/Paia/Kuau	23	28	-18%
Maui Meadows	20	28	-29%
Kapalua	7	12	-42%
Lanai	18	32	-44%
Hana	3	8	-63%
Kahakuloa	0	2	-100%
Keanae	0	1	-100%
Kipahulu	2	0	N/A
Nahiku	1	0	N/A
MAUI SUMMARY	943	984	-4%

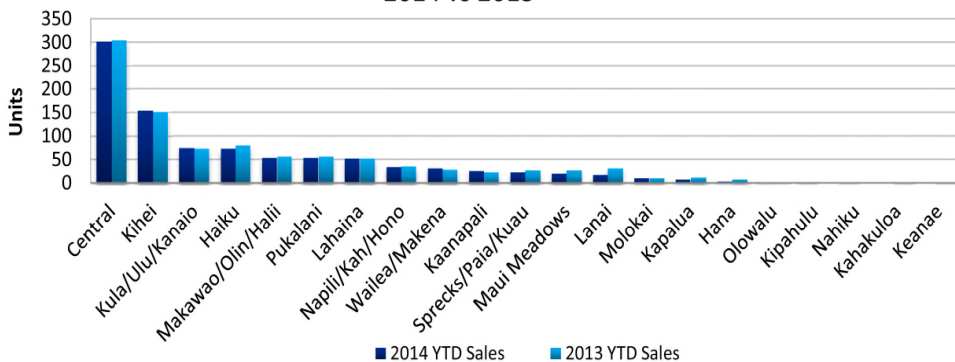
AVERAGE SALES PRICE	AVERAGE SALES PRICE		
	Current YTD Average	Year Ago YTD Average	Percent Change
Olowalu	\$3,562,500	\$1,175,000	203%
Lanai	\$938,333	\$515,372	82%
Sprecks/Paia/Kuau	\$1,913,337	\$1,192,982	60%
Napili/Kah/Hono	\$1,154,263	\$814,148	42%
Kaanapali	\$1,782,245	\$1,406,841	27%
Lahaina	\$1,118,283	\$896,162	25%
Kihei	\$784,307	\$650,223	21%
Maui Meadows	\$1,477,370	\$1,234,286	20%
Pukalani	\$632,119	\$547,009	16%
Kula/Ulu/Kanaio	\$876,480	\$810,982	8%
Central	\$485,245	\$459,442	6%
Haiku	\$708,542	\$681,969	4%
Makawao/Olin/Halii	\$577,806	\$588,525	-2%
Kapalua	\$3,456,714	\$3,656,076	-5%
Wailea/Makena	\$3,089,141	\$3,758,190	-18%
Hana	\$428,333	\$815,563	-47%
Molokai	\$256,545	\$512,517	-50%
Kahakuloa	\$0	\$413,150	-100%
Keanae	\$0	\$469,500	-100%
Kipahulu	\$1,250,000	\$0	N/A
Nahiku	\$233,000	\$0	N/A
MAUI SUMMARY	\$872,238	\$787,585	11%

MEDIAN SALES PRICE	MEDIAN SALES PRICE		
	Current YTD Average	Year Ago YTD Average	Percent Change
Olowalu	\$3,562,500	\$1,175,000	203%
Lanai	\$465,000	\$320,000	45%
Kaanapali	\$1,600,000	\$1,172,500	36%
Kula/Ulu/Kanaio	\$785,000	\$610,000	29%
Lahaina	\$743,750	\$606,250	23%
Sprecks/Paia/Kuau	\$875,000	\$731,000	20%
Makawao/Olin/Halii	\$472,500	\$420,000	13%
Pukalani	\$576,250	\$515,000	12%
Haiku	\$650,000	\$597,500	9%
Central	\$445,000	\$416,040	7%
Kapalua	\$3,250,000	\$3,130,576	4%
Kihei	\$599,000	\$574,500	4%
Napili/Kah/Hono	\$750,000	\$799,000	-6%
Maui Meadows	\$1,072,800	\$1,200,000	-11%
Wailea/Makena	\$1,892,250	\$2,750,000	-31%
Molokai	\$224,000	\$365,000	-39%
Hana	\$367,000	\$723,250	-49%
Kahakuloa	\$0	\$413,150	-100%
Keanae	\$0	\$469,500	-100%
Kipahulu	\$1,250,000	\$0	N/A
Nahiku	\$233,000	\$0	N/A
MAUI SUMMARY	\$570,000	\$530,000	8%

*All information taken from the Realtors Association of Maui. MLS Sales Data information shown herein, while not guaranteed, is derived from sources deemed reliable.

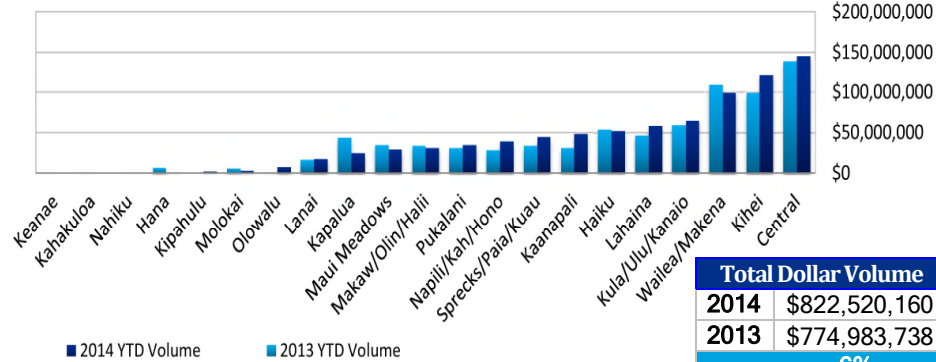
Single Family Residential Sales YTD

2014 vs 2013



Single Family Residential Sales Volume YTD

2014 vs 2013





Island

Sotheby's
INTERNATIONAL REALTY

2014 CONDOMINIUM Year to Date

Comparing 1/1/2014 thru 12/31/2014 with 1/1/2013 thru 12/31/2013



CONDO YEAR TO DATE	NUMBER OF SALES		
	Current YTD Sales	Year Ago YTD Sales	Percent Change
Molokai	15	7	114%
Sprecks/Paia/Kuau	4	3	33%
Hana	1	1	0%
Kapalua	35	37	-5%
Napili/Kah/Hono	208	218	-5%
Central	163	173	-6%
Kaanapali	151	160	-6%
Kihei	411	438	-6%
Lahaina	72	85	-15%
Wailea/Makena	92	122	-25%
Pukalani	2	3	-33%
Maalaea	36	62	-42%
Lanai	6	24	-75%
Haiku	3	0	N/A
MAUI SUMMARY	1199	1333	-10%

	AVERAGE SALES PRICE		
	Current YTD Average	Year Ago YTD Average	Percent Change
Sprecks/Paia/Kuau	\$925,000	\$263,000	252%
Lanai	\$1,812,500	\$608,967	198%
Kapalua	\$2,285,914	\$1,134,297	102%
Maalaea	\$449,506	\$338,759	33%
Central	\$287,607	\$235,352	22%
Lahaina	\$450,032	\$373,042	21%
Pukalani	\$502,500	\$436,000	15%
Kaanapali	\$1,140,418	\$1,011,150	13%
Napili/Kah/Hono	\$426,062	\$393,674	8%
Kihei	\$401,797	\$384,192	5%
Molokai	\$113,399	\$121,289	-7%
Wailea/Makena	\$1,445,799	\$1,549,920	-7%
Hana	\$419,000	\$475,000	-12%
Haiku	\$541,600	\$0	N/A
MAUI SUMMARY	\$628,668	\$568,945	10%

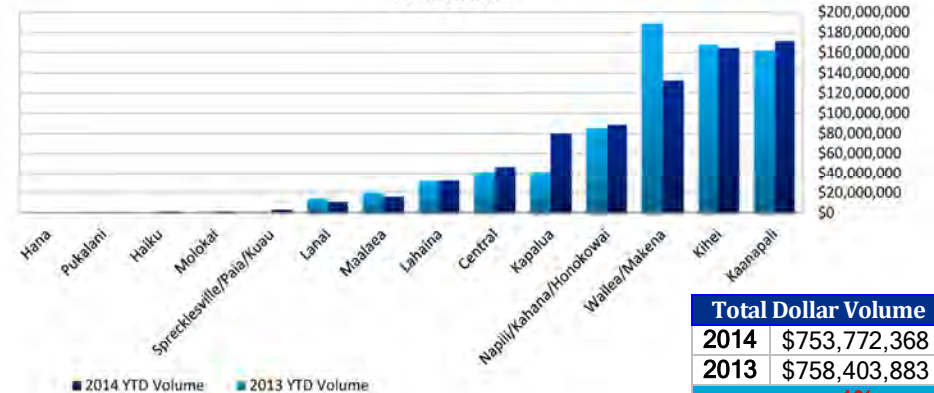
	MEDIAN SALES PRICE		
	Current YTD Median	Year Ago YTD Median	Percent Change
Lanai	\$1,725,000	\$97,000	1678%
Kapalua	\$1,200,000	\$925,000	30%
Lahaina	\$420,000	\$352,500	19%
Maalaea	\$385,000	\$322,500	19%
Central	\$280,000	\$245,000	14%
Pukalani	\$502,500	\$450,000	12%
Kaanapali	\$850,000	\$782,950	9%
Napili/Kah/Hono	\$399,500	\$380,000	5%
Kihei	\$320,000	\$316,500	1%
Sprecks/Paia/Kuau	\$290,000	\$294,000	-1%
Molokai	\$95,000	\$99,000	-4%
Wailea/Makena	\$1,021,250	\$1,105,000	-8%
Hana	\$419,000	\$475,000	-12%
Haiku	\$599,900	\$0	N/A
MAUI SUMMARY	\$415,000	\$373,000	11%

*All information taken from the Realtors Association of Maui. MLS Sales Data information shown herein, while not guaranteed, is derived from sources deemed reliable.

Condo Sales YTD 2014 vs 2013

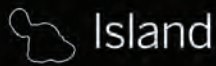


Condo Sales Volume YTD 2014 vs 2013



Total Dollar Volume	
2014	\$753,772,368
2013	\$758,403,883
	-1%

CONDOMINIUM



Sotheby's INTERNATIONAL REALTY

2014 LAND Year to Date

Comparing 1/1/2014 thru 12/31/2014 with 1/1/2013 thru 12/31/2013



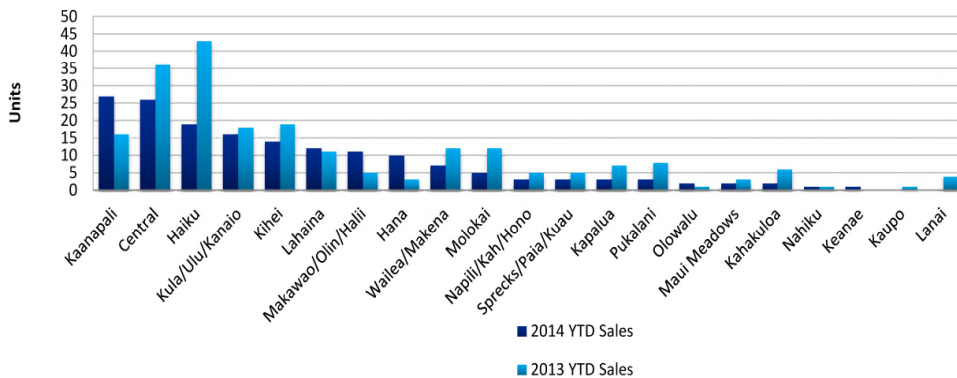
LAND YEAR TO DATE	NUMBER OF SALES		
	Current YTD Sales	Year Ago YTD	Percent Change
Hana	10	3	233%
Makawao/Olin/Halii	11	5	120%
Olowalu	2	1	100%
Kaanapali	27	16	69%
Lahaina	12	11	9%
Nahiku	1	1	0%
Kula/Ulu/Kanaio	16	18	-11%
Kihei	14	19	-26%
Central	26	36	-28%
Maui Meadows	2	3	-33%
Napili/Kah/Hono	3	5	-40%
Sprecks/Paia/Kuau	3	5	-40%
Wailea/Makena	7	12	-42%
Haiku	19	43	-56%
Kapalua	3	7	-57%
Molokai	5	12	-58%
Pukalani	3	8	-63%
Kahakuloa	2	6	-67%
Kaupo	0	1	-100%
Lanai	0	4	-100%
Keanae	1	0	N/A
MAUI SUMMARY	167	216	-23%

	AVERAGE SALES PRICE		
	Current YTD Average	Year Ago YTD Average	Percent Change
Hana	\$812,770	\$176,000	362%
Kahakuloa	\$972,500	\$382,500	154%
Napili/Kah/Hono	\$696,000	\$410,500	70%
Kaanapali	\$1,060,276	\$656,735	61%
Kapalua	\$2,075,000	\$1,417,571	46%
Haiku	\$690,053	\$477,326	45%
Lahaina	\$931,167	\$779,000	20%
Makawao/Olin/Halii	\$567,045	\$509,300	11%
Sprecks/Paia/Kuau	\$925,000	\$844,000	10%
Wailea/Makena	\$1,553,571	\$1,471,188	6%
Nahiku	\$227,500	\$220,000	3%
Kihei	\$416,500	\$409,526	2%
Maui Meadows	\$482,500	\$516,667	-7%
Pukalani	\$290,000	\$313,750	-8%
Central	\$349,069	\$478,000	-27%
Molokai	\$101,000	\$225,292	-55%
Kula/Ulu/Kanaio	\$566,156	\$2,130,111	-73%
Olowalu	\$753,500	\$3,775,000	-80%
Kaupo	\$0	\$59,225	-100%
Lanai	\$0	\$503,000	-100%
Keanae	\$1,000,000	\$0	N/A
MAUI SUMMARY	\$719,913	\$717,508	0%

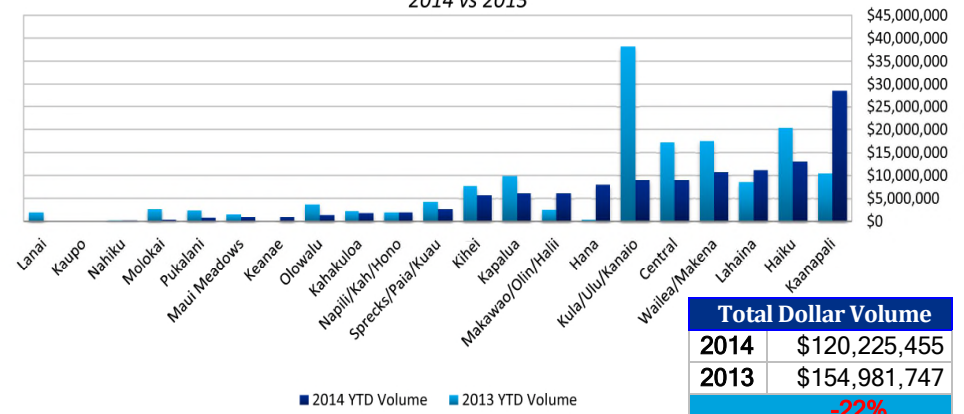
	MEDIAN SALES PRICE		
	Current YTD Median	Year Ago YTD Median	Percent Change
Kahakuloa	\$972,500	\$237,500	309%
Napili/Kah/Hono	\$725,000	\$282,500	157%
Kapalua	\$2,550,000	\$1,098,000	132%
Sprecks/Paia/Kuau	\$900,000	\$395,000	128%
Hana	\$367,500	\$175,000	110%
Wailea/Makena	\$1,550,000	\$1,150,000	35%
Haiku	\$500,000	\$385,000	30%
Kula/Ulu/Kanaio	\$655,000	\$532,500	23%
Central	\$275,500	\$252,000	9%
Nahiku	\$227,500	\$220,000	3%
Kihei	\$323,500	\$320,000	1%
Maui Meadows	\$482,500	\$530,000	-9%
Lahaina	\$707,500	\$784,000	-10%
Pukalani	\$230,000	\$260,000	-12%
Molokai	\$123,000	\$141,000	-13%
Kaanapali	\$610,000	\$716,931	-15%
Makawao/Olin/Halii	\$352,500	\$450,000	-22%
Olowalu	\$753,500	\$3,775,000	-80%
Kaupo	\$0	\$59,225	-100%
Lanai	\$0	\$445,000	-100%
Keanae	\$1,000,000	\$0	N/A
MAUI SUMMARY	\$525,000	\$400,000	31%

*All information taken from the Realtors Association of Maui. MLS Sales Data information shown herein, while not guaranteed, is derived from sources deemed reliable.

Land Sales YTD 2014 vs 2013



Land Sales Volume YTD 2014 vs 2013



Total Dollar Volume	
2014	\$120,225,455
2013	\$154,981,747
-22%	